

Thinking of you

 **Electrolux**

refrigeration




A photograph of a group of people dining at a restaurant. In the foreground, a woman with long brown hair is smiling broadly, clinking her wine glass with another person's. The table is set with plates of food, including a green salad, a silver teapot, and a glass decanter. The background is bright and out of focus.

table of contents

3. introduction
4. range features
7. choosing the right refrigerator
8. large side by side refrigeration
10. compact side by side refrigeration
12. four-door refrigeration
14. french-door refrigeration
18. modular refrigeration
22. bottom and top mount refrigeration
26. built-in refrigeration
29. modular refrigeration combinations
30. dimensions and installation guide
35. top service

european styling built for the australian lifestyle

Whether it's entertaining or everyday living, we understand you want to express your individual style and personality.

That's why Electrolux designs refrigerators to enhance your unique style and way of living. This thoughtful care influences every aspect of making fridges that are easier to use and more enjoyable to have in the home. And just as the kitchen is the heart of the home, the fridge is at the heart of every kitchen.

a fridge to suit you

With over 90 years of experience, Electrolux have created a stunning range of refrigerators, with innovative options and styles. From classic top or bottom mounts, to side by sides, pigeon pairs, four-doors and built-ins, we have the shape and size for every occasion. Our latest offering, the new French-door, offers even more choices to match your design needs.

Whether you prefer the classic style of soft flowing curves, the professional clean lines of the E:Line range or the hidden style of the built-in models – there is an Electrolux refrigerator that's just right for you.



modular top mount fridge ETM5207SC-L with modular bottom mount fridge EBM5107SC-R



four door fridge/freezer EQE6007S



built-in fridge and freezer EFM3001WC-X
and ERM3701WC-X

range features

fits existing space

Several fridges across the Electrolux range are designed to fit a standard 900mm wide fridge cavity. It means you can achieve a professional look, in a choice of fridges, without remodelling your kitchen.



convenience of ice & water

The ice & water dispenser means you can enjoy cubed and crushed ice, as well as cool, filtered water, at a touch of a button. (Selected models only.)



modular configuration

The modular range allows you the freedom to mix and match 10 different fridge and freezer combinations to create 25 different options. This ensures there's a fridge to satisfy all of your food storage needs.



multi-function touch controls

Reduce your energy consumption when you're away with eco/vacation modes. Quick freeze gives you the convenience of speed cooling, while temperatures are controlled with fingertip ease. (Selected models only.)



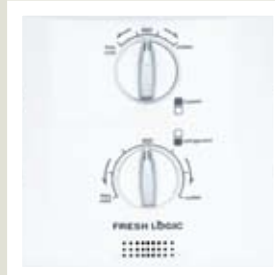
handles that do more than open doors

The professionally inspired, sleek bar handles look exceptional in any living space. They are designed to take the effort out of opening and closing the fridge or freezer door.



total control

Separate temperature controls allow you to get the ideal temperature in the fridge as well as the freezer. They're situated externally on the door for electronic models, or internally for all other models.




visual harmony

The Electrolux E:Line range of fridges, dishwashers and built-in cooking appliances will give your kitchen seamless style.



keep food fresher, longer

An intelligent airflow system disperses air evenly throughout the fridge. This ensures temperatures are correct throughout the entire compartment and food is kept fresher for longer.



mark-resistant stainless steel

The invisible, mark-resistant coating helps protect the exterior of the fridge from everyday fingerprints and grime. This reduces cleaning time and helps keep the sleek appearance of your kitchen.



create the ideal environment

Humidity controls on each crisper create the ideal storage environment to keep fruit and vegetables garden fresh.



range features

easy glide access

No matter how full the crisper and freezer drawers, easy glide telescopic runners ensure effortless access to your food.



smart slide-away shelf

The front half of this shelf slides neatly under the rear – perfect for storing tall items. It can be located on any level of the fridge interior, allowing you to easily modify the fridge to suit your needs. Perfect for parties and special occasions.

no more nasty odours

The in-built FreshLogic® deodoriser enhances the air inside the fridge, absorbing strong odours, like seafood or cheese, to keep your fridge and its contents smelling fresh.



simply twist & serve

The ingenious twist ice server is an easy way to dispense ice. Store the frozen ice in the removable tray and freeze more – perfect for parties or everyday refreshments.

innovative deli drawers

This compartment has independent chill outlets and is designed to isolate odours, providing storage for speciality food.



removable ice bucket & scoop

This stylish and clever ice bucket and scoop can be taken directly from the fridge when you're serving or preparing drinks. Simply fill with frozen cubes while the ice trays freeze more. (Bottom mounts only.)

modular anodised wine caddy

Stylish, functional and space efficient, the modular anodised wine caddy easily stores up to five large bottles. It's an excellent way to keep wine bottles from rolling around in the fridge.



energy stars

This globally recognised mark of energy efficiency means your refrigerator is in the top 25% of the most energy efficient appliances on the Australian and New Zealand market. For more information visit www.energystar.co.nz

adjustable spillsafe™ glass shelves

Infinitely adaptable interiors with adjustable shelves allow you the flexibility to alter the fit-out to suit your needs.

The sturdy Spillsafe™ glass captures and contains spills to the one shelf, minimising cleaning.



top service

When you purchase any Electrolux appliance, you have the security of Australia's leading after sales service to look after your needs.



choosing the right refrigerator

The right type of refrigerator is the one which best suits your needs. Our checklist will help you to choose the one that's right for you.



top mount and bottom mount

The classic fridge-below freezer style of top mount refrigerator allows for maximum fridge storage; whilst a bottom mount refrigerator is designed to give easy eye level access to the fresh food compartment.



side by side

Sophisticated, stylish design which provides vertical frozen food storage in the convenience of one cabinet. Also available with a convenient ice and water dispenser.



single door

A sophisticated alternative to side-by-side refrigerators, single door refrigeration (sometimes referred to as pigeon pair) have dedicated cabinets for fresh and frozen foods. They are easily installed and give you the flexibility of positioning them together or separately.



four-door

A smart alternative to side by side fridges, the four-door provides a wider fresh food compartment by elegantly symmetrical half width doors ideal for narrower kitchens.



french-door

French-door refrigerators have two stylish doors at the top, and a pull-out drawer below, allowing for easy and convenient food storage. The twin fridge doors don't require as much floor space to swing open (compared to a top or bottom mount fridge), making it a great option for virtually any size kitchen.



built-in

An ideal solution for those who want to customise their kitchen with hidden appliances, they can be positioned together or separately.

	finish	minimum recommended capacity				door design		controls		ice making		door opening preference [^]		modular	page no.
	mark resistant stainless steel	300-399L (1 to 2 people)	400-499L (2 to 4 people)	500-599L (4 to 6 people)	600L+ (6 or more people)	professional square edged	softer, classic curves	electronic	manual	automatic ice & water dispenser	twist ice server	opens to the left (has -L suffix)	opens to the right (has -R suffix)	(see pg 29 for details)	
large side by side	✓				✓	✓		✓		✓	✓				8
compact side by side	✓				✓	✓		✓		✓	✓				10
four-door	✓				✓		✓	✓			✓				12
french-door	✓			✓		✓		✓			✓				14
bottom mount	✓		✓	✓		✓	✓	*	✓		✓	✓	✓	*	18, 22
top mount	✓		✓	✓		✓	✓	*	✓		✓	✓	✓	*	18, 22
all fridge	✓		✓			✓			✓				✓	✓	18
all freezer	✓	✓				✓			✓		✓	✓		✓	18
built-in		✓			#				✓		✓	✓	✓		26

* Only on selected models

Capacity of 600L when fridge and freezer are combined

[^] For top mounts, bottom mounts, all fridges and all freezers, the direction that the doors open must be specified at purchase (they cannot be reversed)

classic e:line side by side superior styling, maximum storage

Make a statement in your kitchen with the ultra-stylish, ultra-spacious E:Line side by side refrigerator. Offering up to a massive 700L capacity, it caters to all your storage needs, and is packed with premium features to satisfy even the highest expectations.



full length lighting

The Electrolux E:Line large side by side shares the same sophisticated styling of linear design and high quality stainless steel finish of the Electrolux E:Line Kitchen Collection.

room to entertain

The impressive 700L capacity enables you to store large party platters with enough space left over to chill drinks. By utilising the slide away shelf, even the tallest items can stand up in the fridge, offering you maximum flexibility.

reducing your footprint

The classic side by side refrigerators use R600a refrigerant so you can feel confident your refrigerator is creating less impact on the environment.



easy glide telescopic runners in fridge and freezer



flexi-door bins for ultimate convenience



convenient ice and water dispenser



large side by side ice & water model ESE6977SC

compact e:line side by side professionally inspired

The Electrolux E:Line compact side by side shares the same sophisticated styling of linear design and high quality stainless steel finish of the Electrolux E:Line Kitchen Collection.



full length lighting

The dedicated fridge and freezer compartments, with large storage capacity, make it easy to organise your fresh and frozen food.

fits a standard 900mm space

The Electrolux E:Line compact side by side is cleverly designed to fit into a popular 900mm wide fridge cavity, so you can achieve a professional look without remodelling your kitchen.

reducing your footprint

The compact side by side refrigerators now use R600a refrigerant so you can feel confident your refrigerator is creating less impact on the environment.



adjustable wine rack



hidden hinges



deli compartment



four-door an entertainer's delight, a gourmet's dream

The Electrolux four-door is a fridge of exceptional beauty, innovative design and absolute functionality.

The elegantly symmetrical four half-width doors require minimum space to swing open and are ideal for narrower kitchens and island benches.

It has an interior large enough to fit the biggest party platters. And with multiple drawers and compartments in both the fridge and the freezer, organising different fresh and frozen foods is simple.

a freezer for the organised

With seven slide-out freezer drawers there is a place for everything. The two doors allow you to separate your long-term frozen foods from the ones you use every day, and by reducing the amount of times you open each door, you reduce energy consumption and ensure optimum performance.

reducing your footprint

The four door fridge now uses R600a refrigerant so you can feel confident your refrigerator is creating less impact on the environment.



extra wide fridge compartment



deep door bins



freezer with plenty of compartments



french-door with the perfect measurements

The new Electrolux French-door is the only one of its kind designed to fit perfectly into the popular 800mm wide refrigerator cavity. Stunning double doors open to a thoughtfully organised interior, where there's a place for everything and everything in its place. Surprisingly accommodating, the Electrolux French-door is perfect for entertaining or stocking up on the week's groceries.



access the crispers with one door open

The French-door design with the freezer at the bottom and fridge on top, gives easy access to everyday fresh food items. It means all your groceries are at eye level within easy reach, without having to bend over.

For busy people on the run, simply open one side to access daily items like milk and juice, or fruit from the crisper.

let food come to you

The freezer door gently glides towards you, presenting food in two deep, well lit drawers, making it easier to find your frozen items. Organise food into separate bins, each big enough to hold a whole chicken. And the soft touch self-closing drawer ensures the freezer isn't left open by mistake.

everything in its place


The Electrolux French-door makes the most of its interior space with thoughtful storage solutions. Adjustable door bins, handy deli drawers, individual crisper bins and a slide away glass shelf, ensures there's a place for food and drinks of all shape and sizes.



smart freezer lighting

reducing your footprint

The Electrolux French-door uses R600a refrigerant so you can feel confident your refrigerator is creating less impact on the environment.



deep freezer bins



e:line side by side refrigeration features†



model	ESE6977SC	ESE7007SC	ESE6077SC	ESE6107SC
type	large	large	compact	compact
gross capacity (litres)	690	700	600	610
fridge compartment gross capacity (litres)	450	450	357	357
freezer compartment gross capacity (litres)	240	249	240	249
mark-resistant stainless steel door finish	▪	▪	▪	▪
energy star rating (new)	3	3	3	3
energy star rating (on old scale)	5	5	4.5	5
energy consumption (kwh/year)	555	525	525	519
full length designer bar handles	▪	▪	▪	▪
hidden hinges	▪	▪	▪	▪
frost-free	▪	▪	▪	▪
multi-flow air delivery system	▪	▪	▪	▪
electronic temperature controls	▪ (external)	▪ (internal)	▪ (external)	▪ (internal)
drinks chill alarm	▪	▪	▪	▪
quick freeze function	▪	▪	▪	▪
time display	▪	▪	▪	▪
eco/vacation mode	▪	▪	▪	▪
door alarm	▪	▪	▪	▪
freezer temperature alarm	▪	▪	▪	▪
separate temperature controls for fridge & freezer	▪	▪	▪	▪
fridge features				
adjustable spillsafe™ glass shelves	2	2	2	2
adjustable slide away shelf	▪	▪	▪	▪
full width deli compartment	▪	▪	▪	▪
modular anodised wine caddy	▪	▪	▪	▪
wine rack	▪	▪	▪	▪
full-width humidity controlled crispers	▪	▪	2	2
adjustable dairy locker	▪	▪	▪	▪
bottle bins / with bottle twist holders	2	2	4 / 2	4 / 2
FreshLogic® deodoriser	▪	▪	▪	▪
egg tray	▪	▪	▪	▪
interior fridge light	LED	LED	LED	LED
freezer features				
adjustable spillsafe™ glass shelves	2	3	2	3
freezer bins	3 easy glide	3 easy glide	3 baskets	3 baskets
full-width freezer door bins	▪	▪	3	5
ice & water dispenser	▪	▪	▪	▪
ice cream shelf	▪	▪	▪	▪
ice trays	▪	3 tray twist n serve	▪	2 standard trays
ice cube storage bin	▪	▪	▪	▪
interior freezer light	LED	LED	LED	LED
other features				
R600a refrigerant	▪	▪	▪	▪
adjustable front rollers	▪	▪	▪	▪
rear rollers	▪	▪	▪	▪

refer to page 32

refer to page 32

Important! Please ensure that the access to your kitchen (including doorways, corridors, island benches, etc) allows sufficient clearance to move your fridge into position.



four-door refrigeration features†



EQE6007SB

model	EQE6007SB
gross capacity (litres)	602
food compartment gross capacity (litres)	370
freezer compartment gross capacity (litres)	232
mark-resistant stainless steel door finish	▪
energy star rating (new scale)	2
energy star rating (old scale)	4
energy consumption kWh/year	616
electronic controls – external	▪
frost-free	▪
express freezing function	▪
holiday mode	▪
door alarm	▪
freezer temperature alarm	▪
multi-flow air delivery system	▪
separate temperature controls for fridge & freezer	▪
fridge features	
adjustable spill safe glass shelves	2
fixed spill safe glass shelves	1
deli compartment	▪
separate crisper	▪
full-width dairy bin with lid	▪
full-width bottle bins	▪
full-width can bin	▪
egg tray	▪
interior fridge light	4 x 15W
freezer features	
freezer drawers with clear fascia	5
twist and serve ice trays	2
ice cube storage bins	2
other features	
R600a refrigerant	▪
rear rollers	▪
dimensions	refer to page 32



french-door refrigeration features†



EHE5107SA

model	EHE5107SA
gross capacity (litres)	510
food compartment gross capacity (litres)	349
freezer compartment gross capacity (litres)	156
mark-resistant stainless steel door finish	▪
energy star rating	2
energy consumption (kwh/year)	555
square flat door design	▪
hidden hinges	▪
frost-free	▪
multi-flow air delivery system	▪
electronic temperature controls	▪ (internal)
drinks chill alarm	▪
quick freeze function	▪
vacation mode	▪
eco mode	▪
door alarm	refrigerator
freezer temperature alarm	▪
separate temperature controls for fridge & freezer	▪
fridge features	
FreshLogic® deodoriser	▪
adjustable spillsafe™ glass shelves	1
slide away shelf (adjustable)	1
half width deli compartment	2
modular anodised wine caddy	▪
easy glide crispers	▪
separated humidity controlled crispers	▪
dairy compartment with lid (in door)	2
standard door bins	2
deep bottle bins	3
egg tray	▪
interior fridge light	▪
freezer features	
self-close freezer door	▪
freezer storage drawer	2
delicates/frozen pastry tray	▪
freezer storage drawer with easy glide (telescopic) freezer drawers	2
twist ice server	3 trays
removable ice bucket and scoop	▪
other features	
R600a refrigerant	▪
adjustable front rollers	▪
rear rollers	▪
door opening	french-door with freezer drawer
dimensions	refer to page 32



Important! Please ensure that the access to your kitchen (including doorways, corridors, island benches, etc) allows sufficient clearance to move your fridge into position.

e:line modular refrigeration professional styling to impress

The range of Electrolux E:Line Kitchen Collection appliances is the result of collaboration between our global designers and leading kitchen architects.



modular bottom mount fridge EBM5107SC-L with bottom mount fridge EBM5107SC-R

When you choose from the E:Line modular range, you experience the sophisticated styling of linear design and high quality stainless steel, creating a standout in any living space.

freedom to mix and match


By mixing and matching the 10 Electrolux E:Line modular fridges, you can create up to 25 combinations, to give you a customised refrigeration solution. Whatever your choice, as a single or modular combination, there's a model to perfectly match your living space and lifestyle.

reducing your footprint

The entire range of modular fridges now use R600a refrigerant so you can feel confident your refrigerator is creating less impact on the environment.



visual harmony across the E:Line kitchen collection



adjustable interiors



e:line door handle detail



E:Line modular bottom mount fridge EBM4307SC-L with single door fridge ERM4307SC-R, dishwasher EX601SC

e:line modular refrigeration features†



model	top mount ETM5207SC	top mount ETM4407SC	bottom mount EBM5107SC
gross capacity (litres)	520	440	510
food compartment gross capacity (litres)	396	339	349
freezer compartment gross capacity (litres)	122	103	156
mark-resistant stainless steel door finish	▪	▪	▪
energy star rating (new)	3.5	3.5	3
energy star rating (on old scale)	5	5	5
energy consumption (kwh/year)	402	369	428
square flat door design	▪	▪	▪
frost-free	▪	▪	▪
multi-flow air delivery system	▪	▪	▪
separate temperature controls for fridge & freezer	▪	▪	▪
fridge features			
FreshLogic® deodoriser	▪	▪	▪
adjustable spillsafe™ glass shelves	2	2	1
slide away shelf (adjustable)	1	1	1
fixed spillsafe™ glass shelf	1	1	1
full width deli compartment		1	
half width deli compartment	2		2
modular anodised wine caddy	▪	▪	▪
easy glide crispers	▪	▪	▪
separated crispers	▪		▪
humidity control for crisper	▪	▪	▪
half-width dairy compartment with lid (in door)	2	2	2
half-width door bins	4	4	2
full-width door bin / with bottle twist holder	2 / 1	2 / 1	2 / 1
egg tray	▪	▪	▪
interior fridge light	1 x 40 W	1 x 40 W	1 x 40 W
freezer features			
adjustable spillsafe™ glass shelves	1	1	
easy glide freezer bins			2
full-width freezer door bins	2	2	
freezer storage drawer			▪
twist ice server	3	3	3
removable ice bucket and scoop			▪
food freezing guide	▪	▪	▪
other features			
R600a refrigerant	▪	▪	▪
adjustable front rollers	▪	▪	▪
rear rollers	▪	▪	▪
door opening	L / R	L / R	L / R
dimensions	refer to page 30		

Important! Please ensure that the access to your kitchen (including doorways, corridors, island benches, etc) allows sufficient clearance to move your fridge into position.



refer to page 30



refer to page 30



refer to page 30

For further information on our Electrolux E:Line collection, please call 1300 363 640 or visit www.electrolux.com.au
†Refer to product information details on page 31.

e:line modular refrigeration features†



model	bottom mount EBM4307SC	single door fridge ERM4307SC	single door freezer EFM3607SC
gross capacity (litres)	430	430	360
food compartment gross capacity (litres)	300	430	
freezer compartment gross capacity (litres)	131		360
mark-resistant stainless steel door finish	▪	▪	▪
energy star rating (new)	3	3	3
energy star rating (on old scale)	5	6	5
energy consumption (kwh/year)	406	250	400
square flat door design	▪	▪	▪
frost-free	▪	▪	▪
multi-flow air delivery system	▪	▪	▪
separate temperature controls for fridge & freezer	▪	▪	▪
fridge features			
FreshLogic® deodoriser	▪	▪	
adjustable spillsafe™ glass shelves	1	3	
slide away shelf (adjustable)	1	1	
fixed spillsafe™ glass shelf	1	2	
full width deli compartment	1	2	
half width deli compartment			
modular anodised wine caddy	▪	▪	
easy glide crispers	▪	▪	
humidity control for crisper	▪	▪	
half-width dairy compartment with lid (in door)	2	2	
half-width door bins	2	4	
full-width door bin / with bottle twist holder	2 / 1	2 / 2	
full-width can bin		▪	
egg tray	▪	▪	
interior fridge light	1 x 40 W	1 x 40 W	
freezer features			
adjustable spillsafe™ glass shelves			3
easy glide freezer bins	2		4
freezer storage drawer	▪		▪
twist ice server	3		3
removable ice bucket and scoop	▪		▪
interior freezer light			1 x 25 W
food freezing guide	▪		▪
other features			
R600a refrigerant	▪	▪	▪
adjustable front rollers	▪	▪	▪
rear rollers	▪	▪	▪
door opening	L / R	R	L
dimensions	refer to page 30		

Important! Please ensure that the access to your kitchen (including doorways, corridors, island benches, etc) allows sufficient clearance to move your fridge into position.



refer to page 30



refer to page 30



refer to page 30

bottom and top mount refrigeration style and performance

Electrolux bottom mount and top mount refrigerators now feature full length bar handles and fingerprint resistant stainless steel, making the range more stylish than ever.



twist ice server



external electronic controls



stainless steel full length bar handles

The bottom mount refrigerator has the fridge compartment at eye level, allowing easy and convenient access. The classic fridge-below-freezer style of an Electrolux top mount refrigerator gives you maximum fridge storage, as well as a generous freezer. Both share the classic soft curves, and sleek stainless steel bar handles, for unassuming style.

innovative storage

The range of Electrolux bottom and top mount refrigerators are popular for their many innovative storage solutions, to organise and keep your food fresh. Easy glide freezer bins, handy deli drawers and twist ice servers cater to all your needs.

reducing your footprint

With this entire range using R600a refrigerant you can feel confident your refrigerator is creating less impact on the environment.



bottom mount refrigeration features†



model	EBE5100SC	EBM5100SC	EBE4300SC	EBM4300SC
gross capacity (litres)	510	510	430	430
fridge compartment gross capacity (litres)	349	349	300	300
freezer compartment gross capacity (litres)	156	156	131	131
mark-resistant stainless steel finish	▪	▪	▪	▪
energy star rating (new)	3	3	3	3
energy star rating (on old scale)	5	5	5	5
energy consumption (kwh/year)	420	428	406	406
curved door design	▪	▪	▪	▪
frost-free	▪	▪	▪	▪
multi-flow air delivery system	▪	▪	▪	▪
electronic temperature controls	▪	▪	▪	▪
door alarm	▪	▪	▪	▪
drinks chill alarm	▪	▪	▪	▪
fast freeze function	▪	▪	▪	▪
eco/vacation energy efficient mode	▪	▪	▪	▪
separate temperature controls for fridge & freezer	▪	▪	▪	▪
fridge features				
FreshLogic® deodoriser	▪	▪	▪	▪
adjustable spillsafe™ glass shelves	1	1	1	1
slide away shelf (adjustable)	1	1	1	1
fixed spillsafe™ glass shelf	1	1	1	1
full width deli compartment			1	1
half width deli compartment	2	2		
modular anodised wine caddy	▪	▪	▪	▪
easy glide crispers	▪	▪	▪	▪
separated crispers	▪	▪	▪	▪
full-width crisper			▪	▪
humidity controlled crispers	▪	▪	▪	▪
half-width dairy compartment with lid (in door)	2	2	2	2
half-width door bins	2	2	2	2
full width door bins / with bottle twist holders	2 / 1	2 / 1	2 / 1	2 / 1
egg tray	▪	▪	▪	▪
interior fridge light	1 x 40W	1 x 40W	1 x 40W	1 x 40W
freezer features				
adjustable spillsafe™ glass shelves				
easy glide freezer bins	2	2	2	2
freezer storage drawer	▪	▪	▪	▪
twist ice server	3	3	3	3
removable ice bucket and scoop	▪	▪	▪	▪
other features				
R600a refrigerant	▪	▪	▪	▪
adjustable front rollers	▪	▪	▪	▪
rear rollers	▪	▪	▪	▪
door opening	L / R	L / R	L / R	L / R
dimensions	refer to page 31			



refer to page 31

refer to page 31

refer to page 31

refer to page 31

For further information on our Electrolux collection, please call 1300 363 640 or visit www.electrolux.com.au

†Refer to product information details on page 35.

top mount
refrigeration
features†



model	ETE5200SC	ETM5200SC	ETE4200SC	ETM4200SC
gross capacity (litres)	520	520	420	420
fridge compartment gross capacity (litres)	396	396	315	315
freezer compartment gross capacity (litres)	122	122	103	103
mark-resistant stainless steel finish	▪	▪	▪	▪
energy star rating (new)	3.5	3.5	3.0	3.5
energy star rating (on old scale)	5	5	5	5
energy consumption (kwh/year)	402	402	367	349
curved door design	▪	▪	▪	▪
frost-free	▪	▪	▪	▪
multi-flow air delivery system	▪	▪	▪	▪
electronic temperature controls	▪	▪	▪	▪
door alarm	▪	▪	▪	▪
drinks chill alarm	▪	▪	▪	▪
fast freeze function	▪	▪	▪	▪
eco/vacation energy efficient mode	▪	▪	▪	▪
separate temperature controls for fridge & freezer	▪	▪	▪	▪
fridge features				
FreshLogic® deodoriser	▪	▪	▪	▪
adjustable spillsafe™ glass shelves	2	2	2	2
slide away shelf (adjustable)	1	1	1	1
fixed spillsafe™ glass shelf	1	1	1	1
full width deli compartment			1	1
half width deli compartment	2	2		
modular anodised wine caddy	▪	▪	▪	▪
easy glide crispers	▪	▪	▪	▪
separated crispers	▪	▪		
full-width crisper			▪	▪
humidity controlled crispers	▪	▪	▪	▪
half-width dairy compartment with lid (in door)	2	2	2	2
half-width door bins	4	4	2	2
full width door bins / with bottle twist holders	2 / 1	2 / 1	2 / 1	2 / 1
egg tray	▪	▪	▪	▪
interior fridge light	1 x 40W	1 x 40W	1 x 40W	1 x 40W
freezer features				
adjustable spillsafe™ glass shelves	1	1	1	1
twist ice server	3	3	3	3
ice cube storage bin (not ice bucket)	▪	▪	▪	▪
interior freezer light	1 x 25W		1 x 25W	
other features				
R600a refrigerant	▪	▪	▪	▪
adjustable front rollers	▪	▪	▪	▪
rear rollers	▪	▪	▪	▪
door opening	L / R	L / R	L / R	L / R

dimensions

refer to page 31



refer to page 29

refer to page 29

refer to page 29

refer to page 29

For further information on our Electrolux collection, please call 1300 363 640 or visit www.electrolux.com.au

†Refer to product information details on page 35.

built-in refrigeration totally integrated, totally you

If you prefer to customise the look of your kitchen, then the Electrolux E:Line built-in fridge and freezer has been designed for you.



integrates with kitchen cabinetry

It allows you the freedom to choose your own exterior, integrating perfectly with the rest of your kitchen, to create a unique design with visual synergy.

a genuine solution

Unlike some existing sliding integration kits, this is a genuine 'built-in' solution, with no door alignment issues and a seamless trim finish.

reducing your footprint

These built-in models now use R600a refrigerant you can feel confident your refrigerator is creating less impact on the environment.



bottle restainer



super-sized crisper



spacious interior



built-in fridge ERM3701WC-X paired with built-in freezer EFM3001WC-X (door closed), oven shown is EDEE63AS

built-in refrigeration features†



model	EFM3001WC-X	ERM3701WC-X
type	freezer	refrigerator
gross capacity (litres)	300	370
exterior finish	fully integrated*	fully integrated*
energy star rating (new)	3	2.5
energy star rating (on old scale)	5	6
energy consumption (kwh/year)	370	257
frost-free	▪	▪
door opening	left/right	left/right
reversible door	▪	▪
clean back design	▪	▪
thermostat and internal rotary control	▪	▪
separate temperature control	▪	▪
multi-flow air delivery	▪	▪
fridge features		
removable/repositionable deli compartment		▪
adjustable spillsafe™ glass shelves		4
modular anodised wine caddy		▪
full-width crisper with humidity control		▪
deodoriser		▪
interior light		1 x 40W
full-width bottle bin		2
bottle restrainer		2
full-width can bin		▪
half-width bins		4
full-width dairy compartment with two lids		1
egg tray		▪
freezer features		
twist ice server	▪	
ice cube storage bin	▪	
adjustable spillsafe™ glass shelves	3	
freezer baskets with clear fascia	4	
interior light	1 x 25W	
other features		
R600a refrigerant	▪	▪
rear rollers	▪	▪
dimensions		refer to page 33

*door panels not included with product

Please note! We strongly recommend that you use a professional builder/cabinetmaker, to build these units into your desired cabinetry prior to finished installation in your kitchen. We do not recommend that you attempt to retrofit these units into existing cabinetry. Consequently we cannot bear any financial responsibility if issues should occur while attempting to retrofit these units.

freedom to mix and match 10 models, 25 combinations

By mixing and matching the 10 Electrolux E:Line modular fridges, you can create up to 25 combinations, providing you with a customised refrigeration solution. Whatever your decision, there's a model or combination to perfectly match your living space and lifestyle.

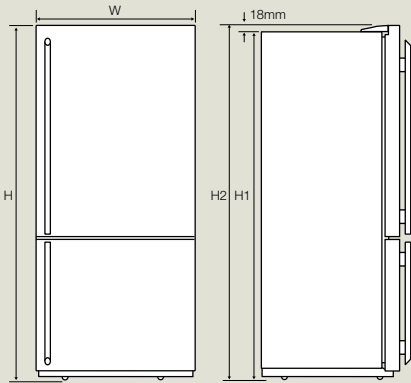
	 122L 396L ETM5207SC-R	 349L 156L EBM5107SC-R	 103L 339L ETM4407SC-R	 300L 131L EBM4307SC-R	 430L ERM4307SC-R
 122L 396L ETM5207SC-L	 ERS5252-01C	 ERS5251-01C	 ERS5244-01C	 ERS5243-01C	 ERS5240-01C
 349L 156L EBM5107SC-L	 ERS5152-01C	 ERS5151-01C	 ERS5144-01C	 ERS5143-01C	 ERS5140-01C
 103L 339L ETM4407SC-L	 ERS4452-01C	 ERS4451-01C	 ERS4444-01C	 ERS4443-01C	 ERS4440-01C
 300L 131L EBM4307SC-L	 ERS4352-01C	 ERS4351-01C	 ERS4344-01C	 ERS4343-01C	 ERS4340-01C
 360L EFM3607SC-L	 ERS3652-01C	 ERS3651-01C	 ERS3644-01C	 ERS3643-01C	 ERS3640-01C
combined door width (including connection kit) * freezer					
 1612mm		 1512mm		 1412mm	

Important! For complete dimensions and installation requirements, you must refer to the information provided with the product or visit www.electrolux.com.au

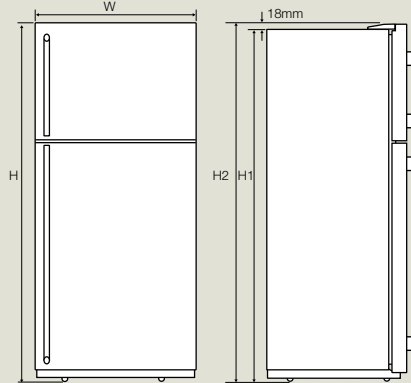
dimensions and installation guide

modular refrigeration

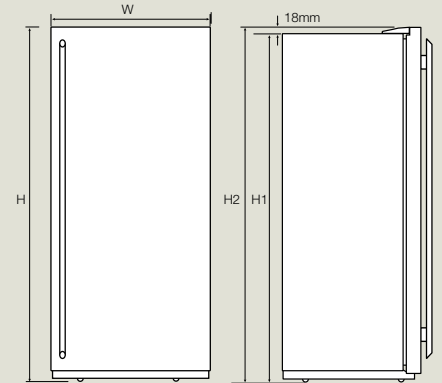
E:Line bottom mount fridge EBM5107SC, EBM4307SC



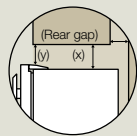
E Line top mount fridge ETM5207SC, ETM4407SC



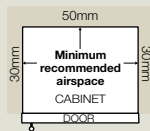
E:Line single door ERM4307SC, EFM3607SC



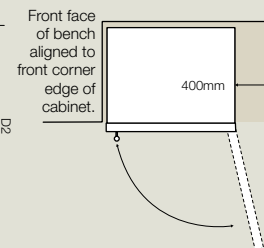
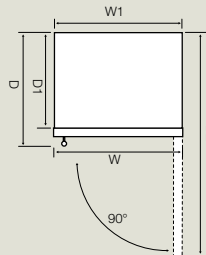
Minimum Recommended Airspaces



If you do not have a cupboard with a rear gap, the recommended clearance area on top increases from 50mm to 90mm (x) and from 32mm to 72mm (y).



Please note: Doors are designed to sit proud of cabinetry (not flush).



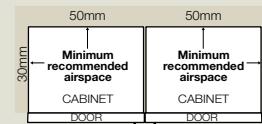
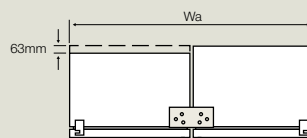
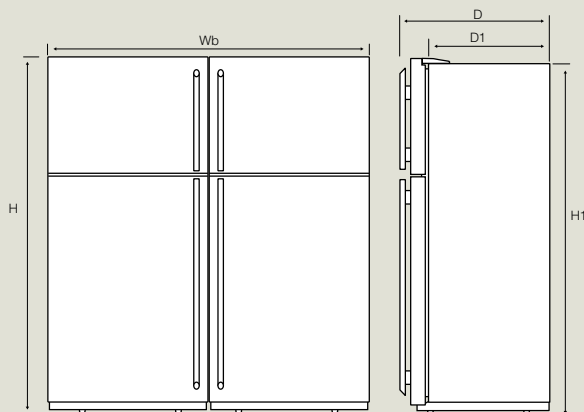
When positioned in a corner area, spacing of at least 400mm on the hinge side will allow the doors to open enough to enable the removal of bins and shelves.

Cabinet dimensions:

	max door height (H)	cabinet height (H1)	total height (H2)	door width (W)	cabinet width (W1)	total depth (D)	cabinet depth (D1)	depth door open (D2)
EBM5107SC	1720	1702	1720	800	790	745	612	1450
EBM4307SC	1720	1702	1720	700	690	745	612	1350
ETM5207SC	1720	1702	1720	800	790	745	612	1450
ETM4407SC	1720	1702	1720	700	690	745	612	1350
ERM4307SC	1720	1702	1720	700	690	683	550	1270
EFM3607SC	1720	1702	1720	700	690	683	550	1270

Important! Please ensure that the access to your kitchen (including doorways, corridors island benches, etc) allows sufficient clearance to move your fridge into position.

Joined dimensions



Please note: Doors are designed to sit proud of cabinetry (not flush).

Joined cabinet dimensions:

individual cabinet widths (W1)		cabinet height (H1)	max door height (H)	joined cabinet width (Wa)	joined door width (Wb)	max total depth (D)	max cabinet depth (D1)
model 1	model 2						
790	790	1702	1720	1600	1612	745	612
790	690	1702	1720	1500	1512	745	612
690	690	1702	1720	1400	1412	745	612

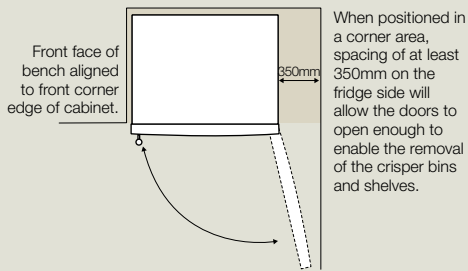
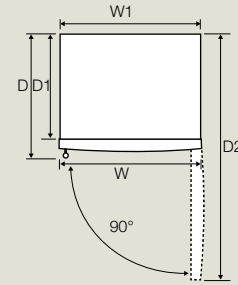
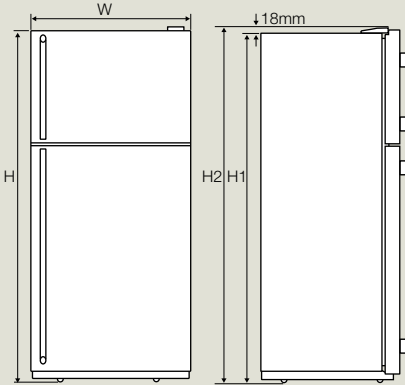
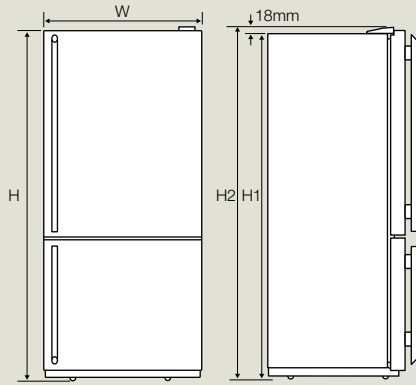
For connection kit installation instructions go to www.electrolux.com.au

dimensions and installation guide

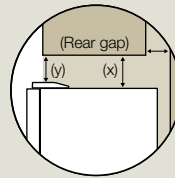
bottom and top mount refrigeration

bottom mount fridge
EBE5100SC, EBM5100SC,
EBE4300SC, EBM4300SC

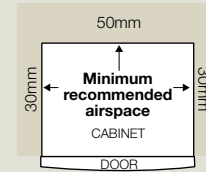
top mount fridge
ETE5200SC, ETM5200SC
ETE4200SC, ETM4200SC



Minimum Recommended Airspaces (all models)



If you do not have a cupboard with a rear gap, the recommended clearance area on top increases from 50mm to 90mm (x) and from 32mm to 72mm (y).

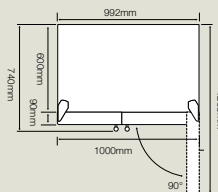
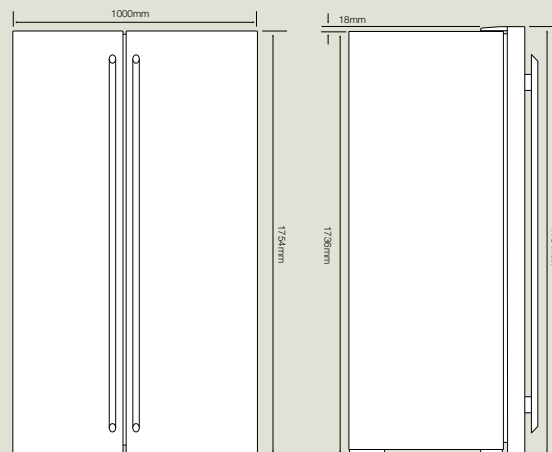


Please note
 Doors are designed to sit proud of cabinetry (not flush).

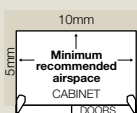
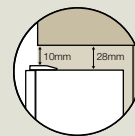
	max door height (H)	cabinet height (H1)	total height (H2)	door width (W)	cabinet width (W1)	total depth (D)	cabinet depth (D1)	depth door open (D2)
bottom mount								
EBE5100SC, EBM5100SC	1714	1702	1720	803	790	745	612	1450
EBE4300SC, EBM4300SC	1714	1702	1720	703	690	745	612	1350
top mount								
ETE5200SC, ETM5200SC	1714	1702	1720	83	790	745	612	1450
ETE4200SC, ETM4200SC	1634	1622	1640	703	690	745	612	1350

large side by side refrigeration

E-Line large side by side fridge
ESE6977SC, ESE7007SC




Minimum Recommended Airspaces



Please note:
 Doors are designed to sit proud of cabinetry (not flush).

Front face of bench aligned to front corner edge of cabinet.

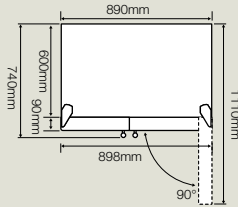
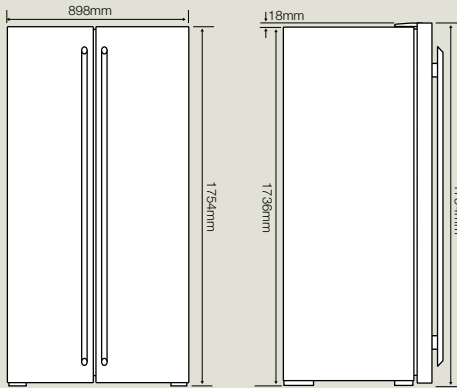


When positioned in a corner area, spacing of at least 300mm on the fridge side and 250mm on the freezer side will allow the doors to open enough to enable the removal of the crisper bins and shelves.

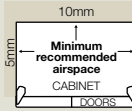
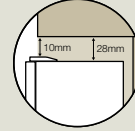
dimensions and installation guide

compact side by side refrigeration

E:Line compact side by side fridge ESE6077SC, ESE6107SC

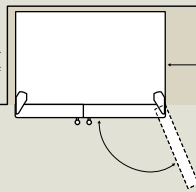


Minimum Recommended Airspaces



Please note:
Doors are designed to sit proud of cabinetry (not flush).

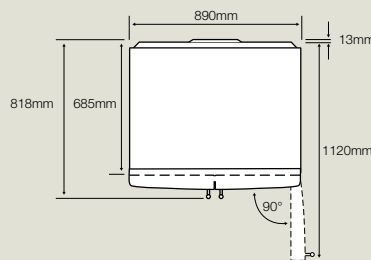
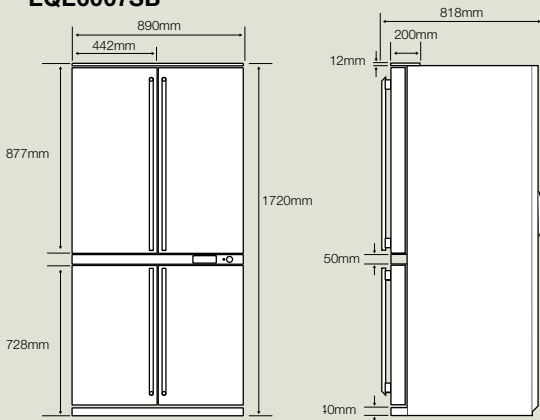
Front face of bench aligned to front corner edge of cabinet.



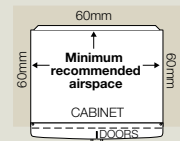
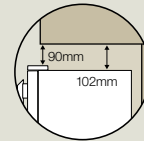
When positioned in a corner area, spacing of at least 300mm on the fridge side and 250mm on the freezer side will allow the doors to open enough to enable the removal of the crisper bins and shelves.

four-door refrigeration

E:Line four-door fridge EQE6007SB

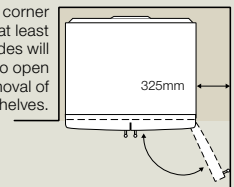


Minimum Recommended Airspaces



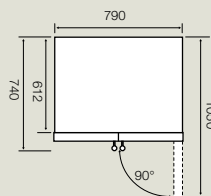
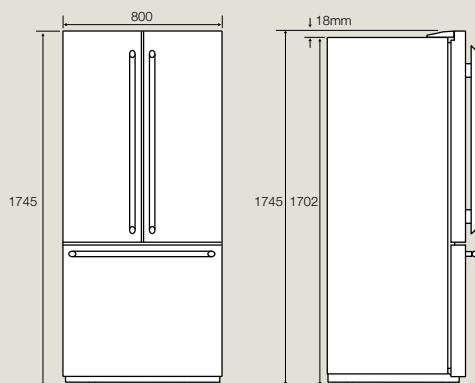
NOTE: Doors are designed to sit proud of cabinetry (not flush).

When positioned in a corner area, spacing of at least 325mm on the sides will allow the doors to open enough to enable removal of the crisper bins and shelves.

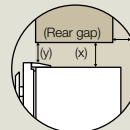


french-door refrigeration

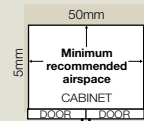
E:Line french-door fridge EHE5107SA



Minimum Recommended Airspaces

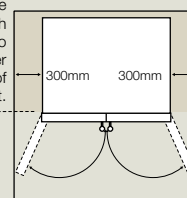


If you do not have a cupboard with a rear gap, the recommended clearance area on top increases from 50mm to 90mm (x) and from 32mm to 72mm (y).



Please note:
If 5 mm side clearance, the fridge cabinet must sit at least 5 mm proud of kitchen cabinetry for doors to open. A 5 mm side clearance requires 50 mm rear clearance and 50-90mm clearance above.

Front face of bench aligned to front corner edge of cabinet.



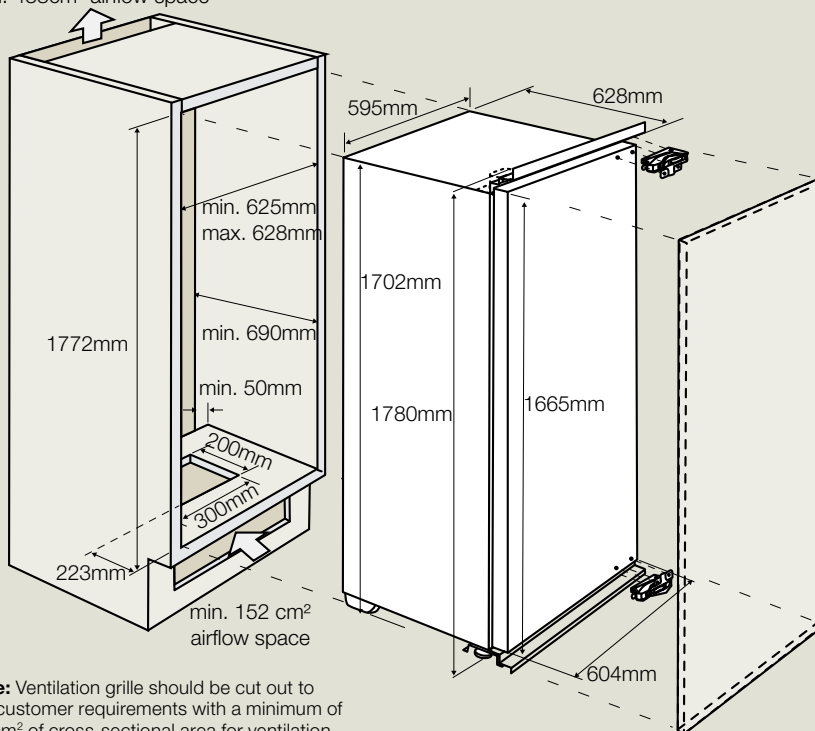
When positioned in a corner area, spacing of at least 300mm on the hinge side will allow the doors to open enough to enable the removal of bins and shelves.

dimensions and installation guide

built-in refrigeration

E:Line built-in fridge ERM3701WC, EFM3001WC

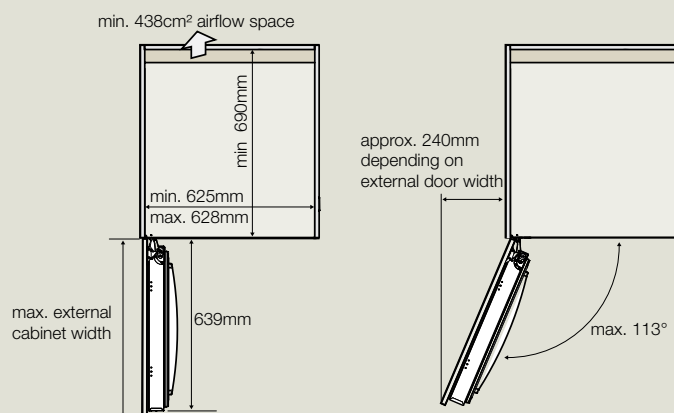
min. 438cm² airflow space



Note: Ventilation grille should be cut out to suit customer requirements with a minimum of 152cm² of cross-sectional area for ventilation grille airflow.

- External dimensions depend on thickness of cabinet materials used.
- Cabinet door widths should not exceed total cabinet width to allow proper door opening.

NOTE: kitchen cabinetry is not included with the appliance




For detailed assembly instructions, refer to the installation manual included with the products, visit www.electrolux.com.au or call 1300 363 640.



e:line modular top mount fridge ETM5207SC-L with bottom mount fridge EBM4307SC-R

electrolux top service

Electrolux Top Service encompasses the after sales service including Delivery, Home Service and Spare Parts.



delivery

The purchase of a new appliance is an exciting experience. Electrolux customers can, for an additional charge, choose to have their new appliance delivered by our experienced staff. This service, at the customer's option, includes the removal and recycling of packaging materials and even the old appliance if necessary. Delivery is available in Adelaide, Brisbane, Melbourne, Perth and Sydney. It may not be available in some rural locations.

home service

Home Service is provided for repairs to appliances by trained technicians. For repairs to appliances that are outside the manufacturer's warranty period and not required as a result of a manufacturing defect, a service fee is payable. Home Service is available Australia-wide.

spare parts

Home Service and Spare Parts can be contacted by phone using our toll free national numbers 13 13 49 Service and 13 13 50 Spare Parts or visit our website at www.electrolux.com.au

customer care

For more information on Electrolux products, please call our Customer Care team on 1300 363 640 or visit our website, www.electrolux.com.au

warranty

Electrolux Home Products warrants that for domestic applications the Electrolux E:Line products featured in this brochure are free from defects in materials and workmanship for 2 years (3 months warranty for commercial applications). All warranties are subject to the conditions set out in the warranty card accompanying the product when purchased. An additional 3 year warranty is also provided for domestic applications only to cover replacement of parts only for the sealed refrigeration system.

product information

The descriptors and illustrations in this publication apply to the specific products and models described as at the date of issue. Under our policy of continuous product development, product specifications may change without notice. Prospective purchasers should therefore check with their retailer to ensure this publication correctly describes the products that are being offered for sale. All information supplied is to be used for general reference purposes only and is on the understanding that Electrolux Home Products Pty Ltd will not be liable for any loss, liability or damage of whatever kind arising as a result of reliance on such information. Colours of products illustrated are as close as printing limitations allow.

FreshLogic® is a registered trademark of Electrolux Home Products Pty Ltd
spillsafe™ is a trademark of Electrolux Home Products Pty Ltd

Electrolux Home Products Australia

telephone: 1300 363 640

fax: 1800 350 067

email: customercare@electrolux.com.auweb: www.electrolux.com.au**The Thoughtful Design Innovator.**

Do you remember the last time you opened a gift that made you say "Oh! How did you know? That's exactly what I wanted!" That's the kind of feeling that the designers at Electrolux seek to evoke in everyone who chooses or uses one of our products. We devote time, knowledge, and a great deal of thought to anticipating and creating the kind of appliances that our customers really need and want.

This kind of thoughtful care means innovating with insight. Not design for design's sake, but design for the user's sake. For us, thoughtful design means making appliances easier to use and tasks more enjoyable to perform, freeing our customers to experience the ultimate 21st century luxury: ease of mind. Our aim is to make this ease of mind more available to more people in more parts of their everyday lives, all over the world.

The "Thinking of you" promise from Electrolux goes beyond meeting the needs of today's consumers. It also means we're committed to making appliances safe for the environment—now and for future generations.

Electrolux. Thinking of you.

Share more of our thinking at www.electrolux.com.au