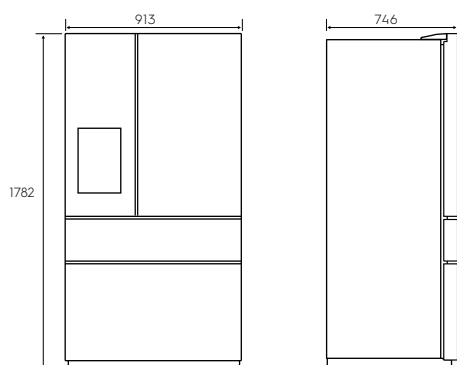


Dimension Guide

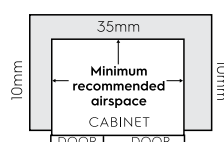
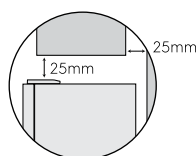
French Door Refrigeration

Models:

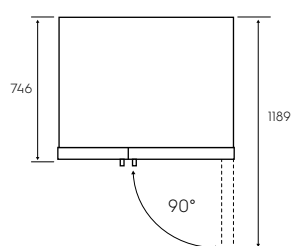
EHE6899BA, EHE6899SA



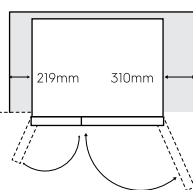
Minimum Recommended Airspaces



Please note: Doors are designed to sit proud of cabinetry (not flush)



Front face of bench aligned to front corner edge of cabinet.

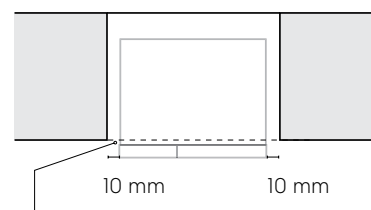


When positioned in a corner area, spacing of at least 310mm on the right hinge side and 219mm on the left hinge side will allow the doors to open enough to enable the removal of bins and shelves.

Installation options:

Minimum side clearance kitchen cabinet

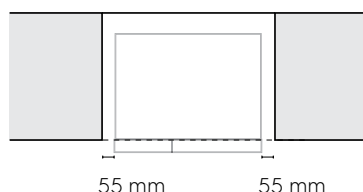
Fridge must sit 25mm proud of kitchen cabinetry.



Fridge must sit 25mm proud of kitchen cabinetry.

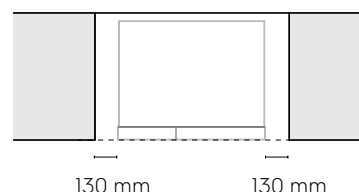
Front of fridge in line with kitchen cabinet

Side clearance must be 55mm either side of the fridge, to have the fridge doors sitting proud of the kitchen cabinetry.



Fridge door flush with the cabinetry

Side clearance must be 130mm either side of the fridge, to have the fridge doors sitting flush with the kitchen cabinetry.



Dimensions	Product Height	Product Width	Product Depth	Product Depth (Door Open)
EHE6899BA	1782	913	746	1189
EHE6899SA	1782	913	746	1189

Airspace	Side - both	Top	Behind
EHE6899BA	10	25	35
EHE6899SA	10	25	35

For connection kit installation instructions go to electrolux.com.au

Important! Please ensure that the access to your kitchen (including doorways, corridors, island benches, etc) allows sufficient clearance to move your fridge into position.

Please note! Dimensions to be used as a guide only. All customers MUST refer to the user manual supplied with the product for detailed installation instructions.

© 2021 Electrolux Home Products Pty Ltd. E_DIM_EHE6899BA-SA_Sep21